

# Online Exam



**AN ONLINE EXAMINATION SYSTEM**

# **GUIDELINES FOR CANDIDATES**

## **APPEARING FOR ONLINE EXAMINATION**

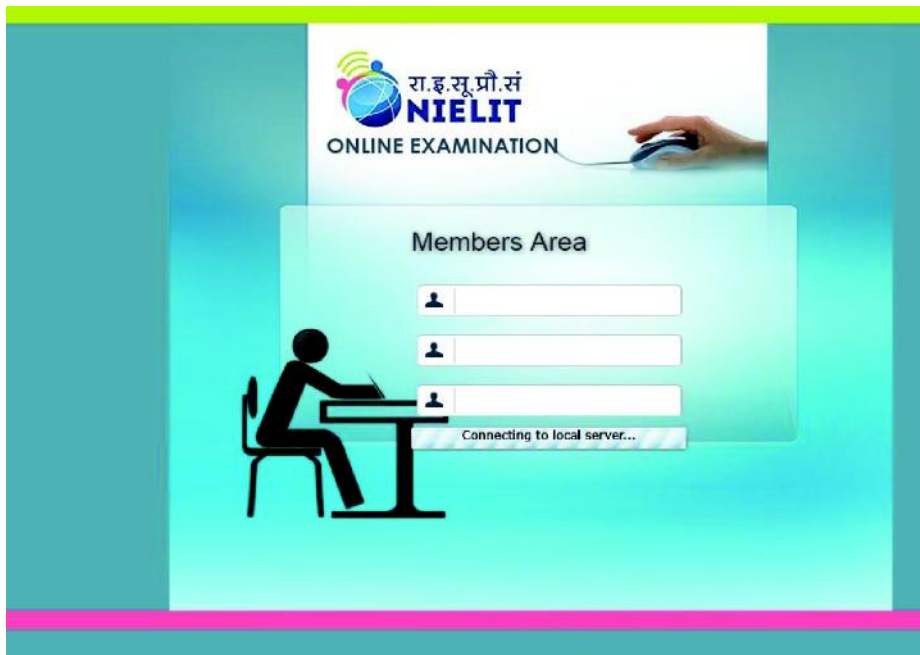
### **ONLINE EXAMINATION SYSTEM**

**PART - A.**

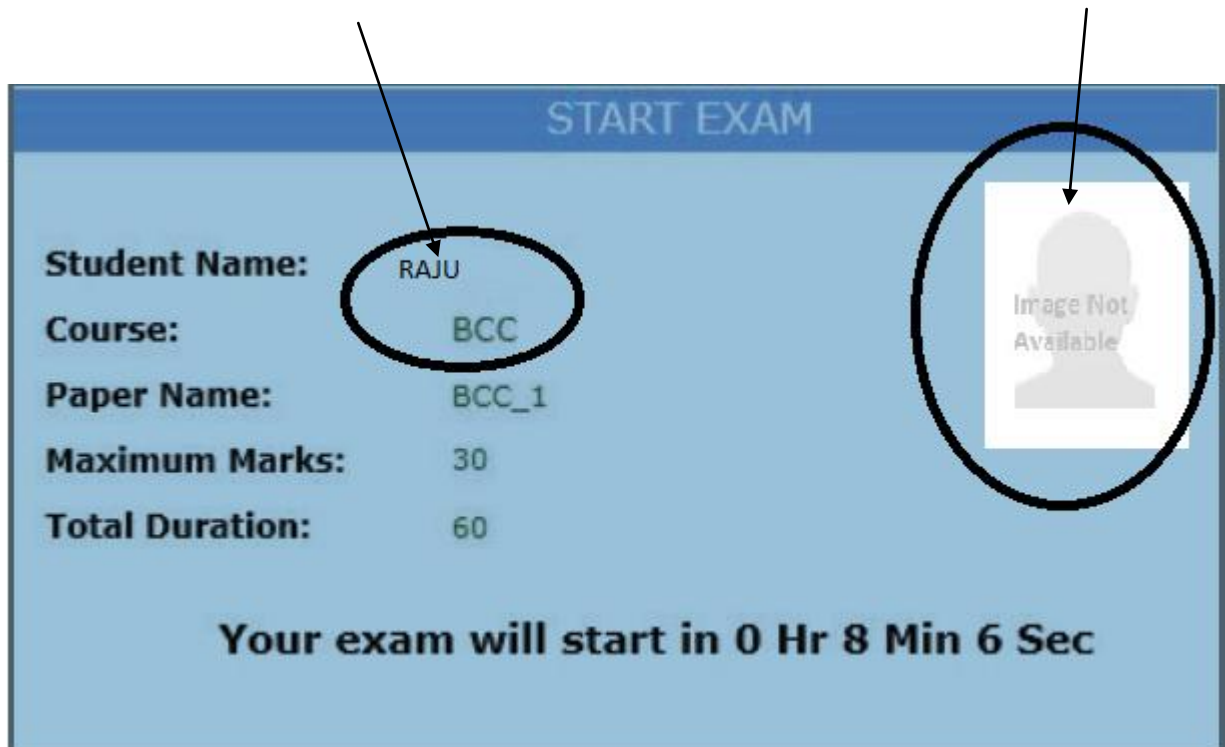
**GUIDELINES FOR THE ONLINE TEST**

This document details the Instructions and Procedures to be performed by the Candidate while appearing for Online Examination.

1. Enter the URL <http://exampanel.nielit.in> on the IE Browser at least 8.0 or above and press Enter Key. A screen as shown below is displayed.



2. Please login using your credentials (Centre Code., Roll No & PIN Number) in the above displayed screen (Candidate Login). The Centre Code is the Centre Code. of the candidate. The Roll No and PIN number shall be given to the candidates by the Controller of Examination at the examination venue.
3. On successful login, you please confirm the details shown such as your name, Course name, photograph. In case of any discrepancy do not start the exam and contact the invigilator/exam Superintendent. It will ask to wait few minutes to start exam.



Be relax and select "Start Exam".

## START EXAM

**Student Name:** Raju


**Course:** BCC

**Paper Name:** BCC\_1

**Maximum Marks:** 30

**Total Duration:** 60

Start Exam



4. After entering the Test Screen, you will be presented with the first question. You have to select any ONE (A or B or C or D option in case of MCQ and A or B in case of True/False). After selecting the Radio Button against desired option, please press “CONFIRM” button to indicate the confirmation from your side. After pressing “CONFIRM” on the screen, the next question will appear.

The screenshot displays the NIELIT Online Examination interface. At the top left, the NIELIT logo is visible with the text 'रा.इ.सू.प्रौ.सं. NIELIT ONLINE EXAMINATION'. To the right, the user is welcomed, and their 'Roll No' and 'Language' (English) are shown. The 'Exam Name' is 'BCC / BCC\_1'. A progress bar at the top indicates 'Total Time : 60 minutes' and 'Your left time is 1 : 0 : 32'. Below the progress bar, a row of 38 numbered boxes shows the status of each question: 1-14 are green (Attempted), 15 is yellow (Current), and 16-38 are red (Not Attempted). The current question is 'Question No : 15' with 'Marks: 1'. The question text is 'First World War began in which year' with options (A) 1914, (B) 1915, (C) 1916, and (D) 1917. The 'Your Answer' field shows radio buttons for A, B, C, and D, none of which are selected. A blue 'Confirm Answer' button is circled in red. A small dialog box with the text 'Please Select Any option' and an 'OK' button is also visible. At the bottom, there are 'Previous' and 'Next' navigation buttons.

5. You can navigate between Questions by using the Navigational Panel. Answers can be modified any number of times by the candidate during the time available to complete the exam.

The screenshot displays the NIELIT online examination interface. At the top left, the NIELIT logo and 'ONLINE EXAMINATION' text are visible. The top right shows the user's name, Roll No, Exam Name (BCC / BCC\_1), and Language (English). A 'Finish Exam' button is located in the top right corner. Below this, a progress bar shows the status of 30 questions: 'Current' (yellow), 'Not Attempted' (red), and 'Attempted' (green). The total time is 60 minutes, and the remaining time is 0:59:53. The total marks are 60. The current question is Question No: 28, worth 1 mark. The question text is 'First World War began in which year' with four multiple-choice options: (A) 1914, (B) 1915, (C) 1916, and (D) 1917. The 'Your Answer' section shows radio buttons for A, B, C, and D. A 'Confirm Answer' button is circled in black, and a 'Reset Answer' button is to its right. At the bottom, 'Previous' and 'Next' buttons are circled in red, with an arrow pointing to the 'Previous' button.

6) All the questions answered are indicated in 'Green' colour in the navigation panel shown at the bottom of the screen. If you don't see the navigation panel fully on the bottom of the screen, please scroll down. It is suggested that you may jump to a question for answering by selecting it from the navigational panel.

**ग.इ.सू.प्रौ.सं**  
**NIELIT**  
ONLINE EXAMINATION

Welcome \_\_\_\_\_  
Roll No \_\_\_\_\_  
Language English

Exam Name BCC / BCC\_1

Finish Exam

Current Not Attempted Attempted

Total Time : 60 minutes Your left time is 0 : 59 : 53 Total Marks 60

1 2 3 4 5 6 7 8 9 10 11 12 13 14 15 16 17 18 19 20 21 22 23 24 25 26 27 28 29 30

Question No : 28 Marks: 1 Your Answer :  A  B  C  D

Confirm Answer Reset Answer

First World War began in which year \_\_\_\_\_  
(A) 1914  
(B) 1915  
(C) 1916  
(D) 1917

Previous Next



7. The time available for the candidate at any point of time will be shown on the screen as "TIME LEFT" in HH:MM:SS indicating the remaining time in Hours, Minutes and Seconds. This timer clicks down the total Exam Time to Zero Seconds. You will be automatically stopped from answering questions when the Time allotted is over. The time will start to tick as soon as you click the "START EXAM" button.

रा.इ.सू.प्रौ.सं  
**NIELIT**  
ONLINE EXAMINATION

Welcome  
Roll No  
Exam Name BCC / BCC\_1  
Language English

Finish Exam

Current Not Attempted Attempted

Total Time : 60 minutes Your left time is **0 : 59 : 53** Total Marks 60

1 2 3 4 5 6 7 8 9 10 11 12 13 14 15 16 17 18 19 20 21 22 23 24 25 26 27 28 29 30

Question No : 28 Marks: 1 Your Answer :  A  B  C  D

Confirm Answer Reset Answer

First World War began in which year  
(A) 1914  
(B) 1915  
(C) 1916  
(D) 1917

Previous Next


8. The "Finish Exam" button may be used only after the candidate successfully answered as many as he/she wants to attempt and now he/she wants to end the exam. If by accident you click the "Finish Exam" button, the system will prompt you with a message as displayed

The screenshot displays the NIELIT online examination interface. At the top left is the NIELIT logo with the text 'रा.इ.सू.प्रौ.सं' and 'ONLINE EXAMINATION'. To the right, a 'Welcome' message is followed by fields for 'Roll No' and 'Language' (set to English). The 'Exam Name' is 'BCC / BCC\_1'. A 'Finish Exam' button is visible in the top right corner. Below this, a progress bar shows 30 questions, with 24 answered (green), 6 not attempted (red), and 0 attempted (green). The 'Total Time' is 60 minutes, and 'Your left time is 0 : 59 : 53'. 'Total Marks' are 60. The current question is No. 28, worth 1 mark, with options A, B, C, and D. A 'Confirm Answer' and 'Reset Answer' button are present. A 'Finish Exam Warning' dialog box is overlaid on the question, stating: 'Total 24 answered of 30 questions. Exam once finished can not be restarted. Are you sure want to finish this exam.' with 'OK' and 'Cancel' buttons. At the bottom, 'Previous' and 'Next' buttons are visible.

If the Exit Button had been clicked by accident, then select the button "Cancel" on the screen displayed.

If you confirm the Finish action by clicking "Ok", the exam will be finished

9. When the candidate selects “Ok” the Exam answers are submitted. In case you are receiving any other message, do not close the exam window and kindly contact the invigilator immediately



10. Submitting the Exam would mean complete and final exit from the Exam, as you will not be able to come back to it.
11. If you face any problem with your terminal, don't panic. Just inform the invigilator and you will be given another terminal.